





CW1







Review of External Tank Foam Loss History



	% of Flights with Observed TPS Loss *
LO2 Tank Acreage	1%
LH2 Tank Acreage	43%
Intertank Acreage	47%
Bipod Ramps	8%
LO2 Tank to Intertank Flange	0%
Intertank to LH2 Tank Flange	65%
Jack Pads	21%
LH2 PAL Ramp	3%
LO2 PAL Ramp	0%
Thrust Struts	23%
Vertical Struts	6%
LO2 Ice/Frost Ramps	5%
Intertank Ramps	0%
LH2 Ice/Frost Ramps	20%
Longeron	6%



*STS-112/ET-115
Bipod Ramp
Foam Loss*



*STS-87/ET-89 Intertank
Acreage Foam Loss*



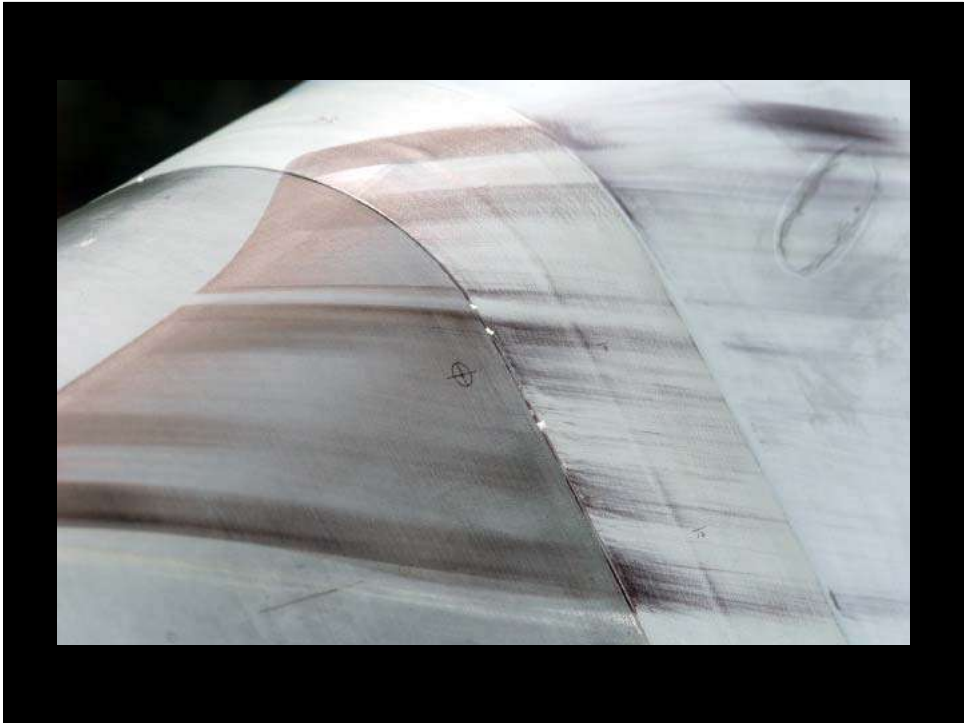
*STS-51/ET-54
Intertank / LH2
Tank Flange and
LH2 Tank Acreage
Foam Loss*



* Based on Flights with Usable Imagery

PTZ_20100401_000001_000001


Slide 9

CW1 Catherine Watson, 25/04/2011









For Launch footage, please refer to separate video clip



