
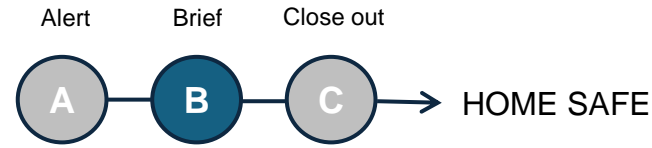


SHE BRIEF

RTC 1



Key initial learnings to be shared more widely

What Happened

Our colleague was driving back from their last job of the day on the A3. There was moderate traffic. As they came around a bend there was a build-up of traffic that caused the driver in front to stop suddenly. Our colleague did not have enough time to stop and hit the rear of the third-party vehicle in front. Fortunately, there was no injuries to any party, the SSE vehicle was recovered from site.

What have we done

An investigation was carried out, which highlighted that our colleague was driving too close to the car in front for the weather and road conditions. Our colleague has been supported throughout and has also attended a post collision course.

Wider Learnings

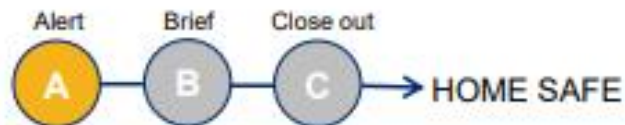
- Ensure you adapt to the weather and road conditions you are driving in and adjust your speed and distance from the vehicle in front.
- Thinking about the vehicle you are driving, its size and weight, and what stopping distance you need to stop the vehicle safely in an emergency
- Ensure you keep to the speed limit of your vehicle and not just the road

Please ensure you show the video on the next slide which explains stopping distances and speed limits for each type of vehicle.



SHE ALERT

RTC 1



Date of incident	17th December 2024		Directorate	Operations SEPD	
Region	South East	Location	A3	Classification	RTC 1
What happened ?					
<p>Our colleague was driving back from their last job of the day on the A3. There was moderate traffic. As they came around a bend there was a build-up of traffic that caused the driver in front to stop suddenly. Our colleague did not have enough time to stop and hit the rear of the third-party vehicle in front.</p> <p>Fortunately, there was no injuries to any party, the SSE vehicle was recovered from site.</p> <p>While we are carrying out an investigation into this incident, please ensure you consider the below when you are travelling:</p> <ul style="list-style-type: none">• Ensure you keep the appropriate breaking distance between you and the vehicle in front whilst travelling.• Ensure you are driving to the conditions of the road – for further information please see SSE Winter Driving on Vimeo					

